
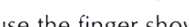
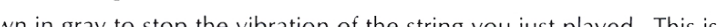




**1 TIME FOR BAND** Page 39 






i = right index finger  
m = right middle finger

 A double bar line marks the end of the music.

 On rests, use the finger shown in gray to stop the vibration of the string you just played. This is called *dampening* a string.

 When you see a page number followed by an arrow, *Excellerate* to the page indicated for additional studies.

► To play C, press down the third string firmly with the tip of your left hand third finger.

## 4 FOUR SCORE

[illegible]

► To play B $\flat$ , press down the third string firmly with the tip of your left hand first (index) finger.

## 5 MIX 'EM UP - Tacet

## 6 MELTING POT - Tacet

## 7 BAND ON PARADE



► Lines with a medal are *Achievement Lines*. The chart on page 47 can be used to record your progress.